

Rapid

Rapid KIPOS

Easy-to-use specialist for
gardening and landscaping

NEW!



Mowing technology 

Forage harvesting 

Mulching technology 

Tilling 

Cleaning 

Winter services 

Transport 

Special applications 



Rapid KIPOS – its balance and narrow track width make it the specialist piece of equipment you need for rotary tilling.



Thanks to its continuous travel drive, attachments that can be changed without tools and lateral swivelling and rotating handlebar, the Rapid KIPOS is the perfect multi-functional single-axle walk-behind tractor for gardening and landscaping. The balance, which has been designed with rotary tilling first and foremost in mind, enables easy and gentle working even over long working days.




Technical data

| Model designation | KIPOS M141 |
|-------------------------|---|
| Engine | Robin EX40 |
| Type | 4-stroke OHV petrol engine, air-cooled |
| Cubic capacity | 404 cm ³ |
| Cylinders | 1 |
| Max. power | 14 HP / 10.3 kW |
| Starter | Manual recoil starter, optionally available with electric starter |
| Weight | 160 kg (without wheels) |
| Suitability for slopes | up to 60% |
| Travel drive | Hydrostatic, continuous speed adjustment forwards and backwards cruise control function with rotary grip parking lever, slow and fast speed range, adjustable with just a few movements |
| Speed | Forwards: 0-8 km/h, reverse: 0-3.6 km/h |
| Power take-off shaft | 1000 rpm at an engine speed of 3600 rpm |
| Clutch | Electromagnetic clutches (ON/OFF), independently switchable for travel drive and PTO drive |
| Differential | Mechanical, lockable by hand lever |
| Free wheeling selection | Hydraulic, manoeuvrable (cannot be towed) |
| Connection flange | Tool-free quick change system Ø 52/54 mm |
| Handlebar | Tool-free swivel (230°), lockable in 6 positions, tool-free height adjustment (11 positions, additional parking positions) Handlebar can be folded down for compact transport dimensions |
| Immobilisation brake | Mechanically activated by releasing the dead man handle |



The KIPOS success factors

- Simple and intuitive operation
- Continuous travel drive incl. cruise control function
- Travel speeds and their dosage are designed for tilling applications
- Lateral swivelling and rotating handlebar
- Easy tool-free replacement of attachments within a few moments
- Wide range of attachments for all four seasons
- Very small transport dimensions
- Easy securing of loads via the provided eyelets



**Lorenz Arbogast, Director
Jardin Suisse Education Centre,
Neuenkirch**

"The Rapid KIPOS is impressive due to its performance, the rapid change of attachment and its intuitive operation without releasing the handle. This makes daily work simple, safe and efficient, especially when the operating staff changes."

Accelerator lever

For setting the motor speed.

Swivel and laterally adjust the handlebar

Using the hand lever, you can swivel the handlebar by 230° and lock it in six positions. Thanks to the Rapid Wendematic®, the operating elements continue to work in exactly the same way.

Rotary grip

Continuously variable forward or reverse travel without any need for clutch operation and gear shifting.



Rotary grip on parking lever

Cruise control function through clamping the rotary grip.

Dead man handle

Pressing the dead man handle disengages the mechanical brake on the axle, thereby allowing the machine to start. If the dead man handle is released during operation, the PTO shaft and travel drive switch off immediately. At the same time, the brake stops the machine instantaneously.



Power take-off operation

The power take-off shaft, which is mechanically coupled to the engine speed, can be easily switched on and off at the push of a button during travel.



Differential lock

To increase the traction, the differential can be locked if necessary.

Lifting eye

For safe lifting and fastening.



Quick change system

Allows you to change the various attachments in a flash without the need for tools.



Tyres

Flexible range of tyres and combination options tailored to your needs for optimum traction and soil protection in accordance with the specific application.

Parking support

Convenient parking, transport or storage of the machine thanks to the optional support.

Motor protection bracket

The optional motor protection bracket protects the machine when starting off against obstacles.



Storage area

The tool box is big enough to hold everything you need for daily maintenance.

Handlebar height adjustment

The handlebar height can be adjusted precisely in accordance with the operator's needs without any need for tools.



Engine

Easy to start, powerful petrol engine that is state-of-the-art in terms of efficiency and emissions.

Wheels and wheel combination examples



AS 5.00-10




AS 6.00-12




RB 20x8.00-10



RB 23x8.50-12



Wheel combination



Wheel combination



BR 21x11.00-10



BR 23x8.50-12



BR 23x10.50-12



Sprocket wheel 10" narrow



Wheel combination



Wheel combination



WALK-BEHIND TRACTOR MODEL

KIPOS

| Attachment name | Features | M141 |
|---------------------------------|---|------|
| Fingerbars 160 cm | Different finger spacings | • |
| Landscaping cutter bar 162 cm | No fingers, no clogging, sprung/adjustable hold-down device | • |
| Eco-Mulcher 80 cm | Continuous height adjustment, driven on skids | • |
| Flail Mower 68 cm | Cutting height 10 - 100 mm, Y-blade | • |
| Rotary tiller machine 70, 80 cm | Plough blade and deck adjustable | • |
| Stone burier 70, 80 cm | Adjustable working depth | • |
| Uni-Rotary Harrow 75, 90 cm | Adjustable working depth | • |
| Combi-Sweeper 110 cm | Universal brush Ø 35 cm | • |
| Snowplough 100, 125 cm | Sprung, can be swivelled sideways from the handlebar | • |
| Snow thrower 70 cm | Ejection chamber and gate adjustable from the handlebar | • |
| Mini Cargo | Transport trough, can be tipped forwards | • |
| Path maintenance unit 90 cm | For water-bound areas | • |
| Weed brush WKB 60 | For edges, borders and paved surfaces | • |

Mowing technology

Forage harvesting

Mulching technology

Tilling

Cleaning

Winter services

Transport

Special applications



Small packaging dimensions and narrow overall width

The fold-away handlebar achieves the low folding mass of L 115 cm x W 67 cm x H 96 mm. This means that the Rapid KIPOS also fits perfectly into small vehicles for transport on the construction site and takes up only minimal space during storage.



Special tool

The universal special tool serves as a wrench for hoods and covers. The free wheel can also be adjusted.

Your Rapid specialist:

Rapid Technic AG

Industriestrasse 7
CH-8956 Killwangen

Tel. +41 44 743 11 11
www.rapid.ch

Subject to change without prior notice

Rapid KIPOS Brochure V1

www.rapid.ch